

VENTISEI

**CARRERA**  
RIDE = DIFFERENT

**#RIDEDIFFERENT**



ERAKLE PRO	4
SL AIR PRO	12
TDO1 DISC	20
PHIBRA DISC	24
PHIBRA-NEXT	26
ERAVEL	28
CAEDANHA T	32
CAEDANHA	34
CAEDANHA X	36
E-GRAVEL CARBON POLINI	38
E-GRAVEL X POLINI	39
E-GRAVEL FSA	40
E-ROAD POLINI CARBON	42
E-ROAD POLINI ALUX	44
E-ROAD FSA	45
GEOMETRY	46

# VENTISEI

**CARRERA**  
RIDE=DIFFERENT

4

# ERAKLE PRO





A26-155 | LUCIDO  
FULL GLOSSY

PESO TELAIO/FRAME WEIGHT: 850 GR.  
SERIE STERZO/HEADSET: 1.5" ACR - SMR - DCR  
REAR DROPOUT: STANDARD + UDH

# ERAKLE PRO



# ERAKLE PRO

7



A26-156

LUCIDO  
FULL GLOSSY



# ERAKLE PRO





A26-157 | LUCIDO  
FULL GLOSSY



## ERAKLE PRO





A26-158 | OPACO  
FULL MAT



## SL AIR PRO



A25-148

LUCIDO  
FULL GLOSSY



A25-147 | LUCIDO/OPACO  
FULL GLOSSY/MATT



## SL AIR PRO



A25-149

LUCIDO  
FULL GLOSSY

# SL AIR PRO

15



A24-143

LUCIDO  
FULL GLOSSY

## SL AIR PRO



A23-122

OPACO  
MATT

# SL AIR PRO

17



A25-150  
TEAM 2025 | LUCIDO  
FULL GLOSSY



## SL AIR PRO





SPECIAL EDITION  
ITALIA 90 | LUCIDO  
FULL GLOSSY



## TD01 DISC



A24-140

LUCIDO  
FULL GLOSSY

PESO TELAIO/FRAME WEIGHT: 980 GR.  
SERIE STERZO/HEADSET: 1.5" ACR - SMR - DCR



## TD01 DISC



A24-142

LUCIDO  
FULL GLOSSY



A25-152

LUCIDO  
FULL GLOSSY



## PHIBRA DISC



A24-147


LUCIDO IRIDESCENTE  
FULL GLOSSY IRIDESCENTEPESO TELAIO/FRAME WEIGHT: 950 GR.  
SERIE STERZO/HEADSET: 1.5" ACR - SMR - DCR

# PHIBRA DISC

25



A22-116 | LUCIDO GLOSSY





A9-171

LUCIDO/OPACO  
GLOSSY/MATT

A9-173

LUCIDO/OPACO  
GLOSSY/MATT

PESO TELAIO/FRAME WEIGHT: 980 GR.  
SERIE STERZO/HEADSET: 1-1/8" - 1-1/4"



A9-182 | OPACO/LUCIDO  
MATT/GLOSSY



A9-172 | LUCIDO/OPACO  
GLOSSY/MATT



A25-153

OPACO  
FULL MAT



A24-146

OPACO  
FULL MATT





A24-145

LUCIDO  
FULL GLOSSY

PESO TELAIO/FRAME WEIGHT: 900 GR.

SERIE STERZO/HEADSET: 1.5" ACR - SMR - DCR



A25-154

LUCIDO  
FULL GLOSSY



## CAEDANHA T



A24-144

OPACO  
FULL MATT

PESO TELAIO/FRAME WEIGHT: 1000 GR.  
SERIE STERZO/HEADSET: 1-1/8" - 1-1/2"



A23-125 | OPACO  
MATT



## CAEDANHA



A25-155

OPACO  
FULL MAT

PESO TELAIO/FRAME WEIGHT: 1080 GR.  
SERIE STERZO/HEADSET: 1-1/8" - 1-1/2"



A25-156 | OPACO  
FULL MAT



## CAEDANHA X



A23-129

OPACO  
MATT

FRAME ALLOY - FULL CARBON FORK  
SERIE STERZO/HEADSET: 1-1/8" - 1-1/2"

# CAEDANHA X

37



A23-130

OPACO  
MATT



# E-GRAVEL CARBON POLINI



A23-128

OPACO  
MATT

FRAME AND FORK FULL CARBON  
MOTORE: POLINI EP-3+ 250W EVO  
BATTERIA: POLINI 500WH  
OPTIONAL: BOTTLE BATTERY POLINI 250WH

# E-GRAVEL X POLINI

39



A21-101 | OPACO  
MATT



FRAME ALLOY - FORK FULL CARBON  
MOTORE: POLINI EP-3+ 250W EVO  
BATTERIA: POLINI 500WH  
OPTIONAL: BOTTLE BATTERY POLINI 250WH



**CARRERA**  
BIO EMO DIFFERENT

## E-GRAVEL FSA



A23-131

LUCIDO  
GLOSSY

FRAME AND FORK FULL CARBON  
MOTORE: FSA SYSTEM HM 1.0  
BATTERIA: 250WH  
OPTIONAL: BOTTLE BATTERY DA +250WH

# E-GRAVEL FSA



## E-ROAD POLINI CARBON



A22-117

OPACO  
MATT

FRAME AND FORK FULL CARBON  
 INTERNAL CABLE SYSTEM - ACR/SMR/DCR  
 MOTORE: POLINI EP-3+ 250W EVO  
 BATTERIA: POLINI 500WH  
 OPTIONAL: BOTTLE BATTERY POLINI 250WH

# E-ROAD POLINI CARBON

43



A23-120

LUCIDO  
GLOSSY



44

# E-ROAD POLINI ALUX



A23-134

LUCIDO  
GLOSSY

FRAME ALLOY - FORK FULL CARBON  
INTERNAL CABLE SYSTEM - ACR/SMR/DCR  
MOTORE: POLINI EP-3+ 250W EVO  
BATTERIA: POLINI 500WH  
OPTIONAL: BOTTLE BATTERY POLINI 250WH

**CARRERA**  
SIDE DIFFERENT



# E-ROAD FSA

45



A23-135

LUCIDO  
GLOSSY

FRAME AND FORK FULL CARBON

MOTORE: FSA SYSTEM HM 1.0

BATTERIA: 250WH

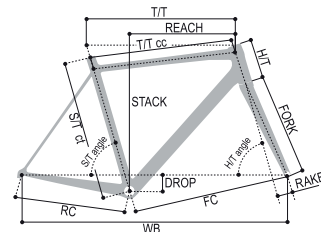
OPTIONAL: BOTTLE BATTERY DA +250WH



**CARRERA**  
E-ROAD BIKE

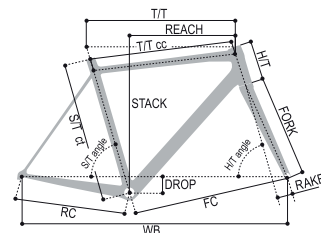
## ERAKLE PRO

SIZE	S/T CT	T/T	C/S	WB	HT	FC	HT ANG°	S/T ANG°	FORK	REACH	STACK
XS	440	513	410	977	110	577	71°	75°	370	375	507
S	470	532	410	980	126	580	72°	74°	370	381	526
M	500	549	410	988	145	588	72°	73,5°	370	387	545
L	530	568	410	988	169	598	73°	73°	370	394	570
XL	560	585	410	1010	196	610	73,5°	73°	370	403	598



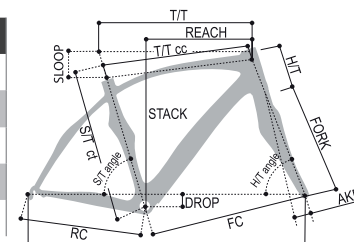
## SL AIR PRO

SIZE	S/T	T/T	C/S	WB	HT	FC	HT ANG°	ST ANG°	FORK	REACH	STACK
XS	44	513	407	974	110	577	71°	75°	370	375	507
S	47	532	410	980	126	580	72°	74°	370	381	526
M	50	549	411	989	145	588	72°	73°	370	387	545
L	53	568	413	1001	169	598	73°	73°	370	394	570
XL	56	585	413	1013	196	610	73°	73°	370	403	5989



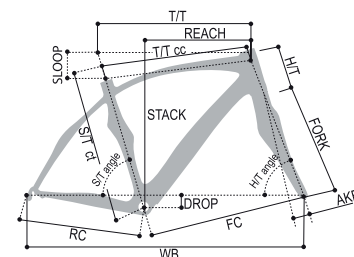
## PHIBRA DISC

SIZE	S/T CT	S/T ANG°	T/T	T/T CC	HT	HT ANG°	FC	RC	WB	STACK	REACH	SLOOP
XS	450	75°	513	495	110	71°	577	406	972	507	375	120
S	490	74°	532	513	126	72°	580	408	978	526	381	112
M	520	73,5°	549	529	145	72°	588	409	987	545	387	104
L	550	73°	568	547	169	73°	598	410	998	570	394	101
XL	590	73°	585	564	196	73,5°	610	410	1010	598	403	100



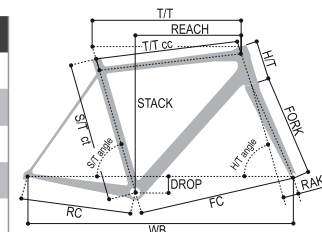
## PHIBRA-NEXT

SIZE	S/T CT	S/T ANG°	T/T	T/T CC	HT	HTANG°	FC	RC	WB	DROP	STACK	REACH	SLOOP
XS	450	75°	513	495	103	71°	577	403	969	70	507	375	120
S	490	74°	532	513	120	72°	580	406	976	70	526	381	112
M	520	73,5°	549	529	138	72,5°	588	407	985	70	545	387	104
L	550	73°	568	547	161	73°	598	409	997	70	570	394	101
XL	590	73°	585	564	189	73,5°	610	409	1009	70	598	403	100



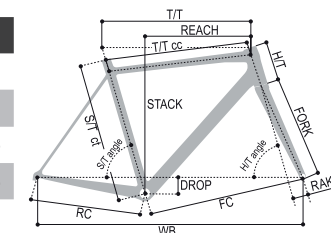
## TDO1 AIR DISC

SIZE	S/T CT	S/T ANG°	T/T	HT	HTANG°	FC	RC	WB	DROP	STACK	REACH
XS	470	75°	502	90	71,6°	563	398	951	70	490	372
S	500	74,5°	523	120	72°	577	399	965	70	520	379
M	520	74°	545	146	72,3°	591	400	981	70	546	388
L	540	73,5°	565	165	72,6°	603	401	994	70	565	397
XL	570	73°	585	190	73°	615	402	1007	68	588	405



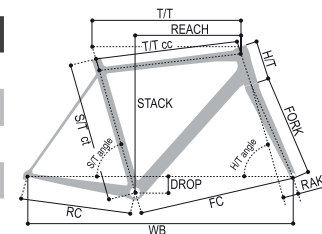
## ERAVEL

SIZE	CT	T/T	CS	WB	HT	FC	DROP	HT ANG°	ST ANG°	FORK	REACH	STACK
XS	450	510	425	993,07	100	579,9	76	70,5°	75°	385	369,4	515,4
S	480	530	425	1005,8	122	592,5	76	71°	74,5°	385	378,9	537,9
M	510	550	425	1017,7	144	604,4	76	71,5°	74°	385	387,8	560,6
L	530	570	425	1028,8	166	615,3	76	72°	73,5°	385	396,3	583,4
XL	550	590	425	1038,9	188	625,4	76	72,5°	73°	385	404,3	606,2



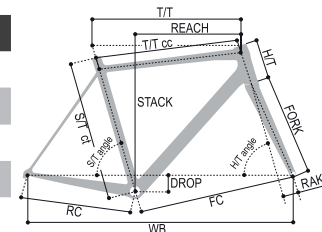
## CAEDANHA T

SIZE	S/T CT	T/T	RC	WB	HT	T/T CC	DROP	HT ANG°	ST ANG°	FORK	REACH	STACK
S	470	529	423	1009,2	125	597,6	75	70,5°	72,8°	404	372,6	556,3
M	500	549,1	423	1023	150	611,2	75	71°	72,2°	404	382,4	581,9
L	530	568,3	423	1035,2	175	623,8	75	71,5°	71,6°	404	391,5	607,5
XL	570	595,7	423	1048,3	200	636,4	75	72°	71,1°	404	401,2	633,3



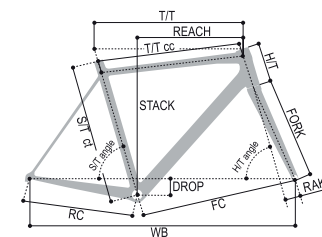
## CAEDANHA

SIZE	T/T CC	T/T	S/T CT	RC	WB	DROP	HT	HT ANG°	ST ANG°	FORK	REACH	STACK
S	52	530	520	425	1010	69	125	71°	74,5°	400	377	551
M	54	545	540	425	1016	69	145	71,5°	74°	400	380	572
L	56	560	560	425	1021	69	160	72°	73,5°	400	385	588
XL	58	575	575	425	1025	69	175	72,5°	73°	400	390	604
XXL	60	595	595	425	1045	69	190	72,5°	73°	400	405	619



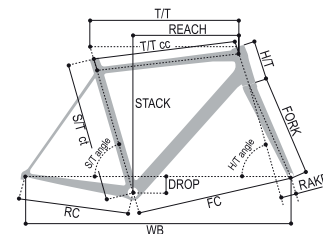
## CAEDANHA X

SIZE	T/T	S/T CT	HT	ST ANG°	HT ANG°	RC
XS	500	430	110	74,5°	70°	430
S	510	455	120	74,5°	70,5°	430
M	530	495	130	74,5°	71°	430
ML	550	520	150	74°	71,5°	430
L	565	540	170	73,5°	73,5°	430
XL	585	575	185	72,5°	72,5°	430



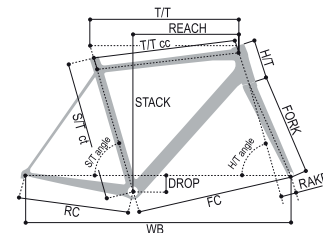
## E-GRAVEL POLINI CARBON

SIZE	S/T CT	T/T	RC	WB	HT	T/T CC	DROP	HT ANG°	ST ANG°	FORK	REACH	STACK
S	470	528,9	423	1009,2	125	597,6	75	70,5°	72,8°	405	372,6	556,3
M	500	552,5	423	1022,9	150	611,2	75	71°	73,7°	405	382,4	581,9
L	530	576,1	423	1035,6	175	623,8	75	71,5°	73,1°	405	391,5	607,5
XL	570	599,7	423	1048,3	200	636,5	75	72°	72,8°	405	401,2	633,3



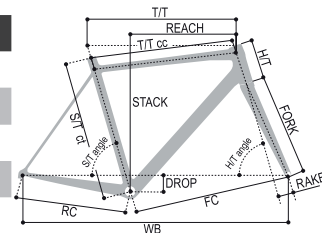
## E-GRAVEL POLINI ALUX

SIZE	S/T CT	T/T	RC	WB	HT	T/T CC	DROP	HT ANG°	ST ANG°	FORK	REACH	STACK
XS	460	518	454	1035,2	110	592,2	75	70	72,8°	400	366,5	539,1
S	480	534	454	1037,7	125	594,7	75	71	73,7°	400	374,3	557,1
M	500	550	454	1039,3	140	596,3	75	72	73,1°	400	379,7	575
L	530	566	454	1045	155	602	75	72	72,5°	400	385,3	591,2
XL	550	582	454	1056	175	612,8	75	70,5	73°	400	394,9	612,1



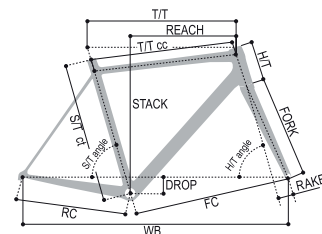
## E-ROAD POLINI CARBON

SIZE	S/T CT	T/T	RC	WB	HT	T/T CC	DROP	HT ANG°	ST ANG°	FORK	REACH	STACK
S	450	515	419	983,05	120	575,72	75	71,5°	75°	378	370,97	530,44
M	490	536	419	991,1	139	583,7	75	72°	74°	378	377,13	550,23
L	530	557	419	1003,23	165	595,74	75	72,5°	73,5°	378	385,61	576,77
XL	570	578	419	1019,26	192	611,64	75	72,5°	73°	378	393,52	602,52



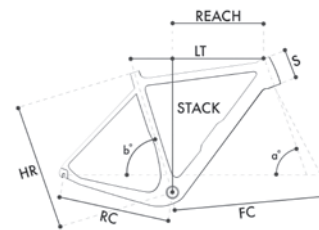
## E-ROAD ALUX POLINI

SIZE	S/T CT	T/T	RC	WB	HT	T/T CC	DROP	HT ANG°	ST ANG°	FORK	REACH	STACK
XS	460	515	443	1010,7	117	579	75	71°	74,5°	382	366,9	532,4
S	480	531	443	1018,5	136	586,7	75	71,5°	74°	382	372,6	552,3
M	500	547	443	1025,1	157	593,3	75	72°	73,5°	382	377	574
L	520	558	443	1031,6	177	599,7	75	72,5°	73,5°	382	381,8	594,9
XL	540	574	443	1042,1	196	610,1	75	72,5°	73°	382	386,6	613,1



## E-ROAD / E-GRAVEL FSA

SIZE	HR	L/T	RC	FC	A°	B°	S	REACH	STACK
XS	470	518	435	580	70°	72,4°	100	355	515
S	510	528	435	590	70°	72,4°	115	360	530
M	540	550	435	599	70,5°	72,4°	130	375	550
L	555	568	435	609	71°	72,4°	143	390	565





BIESSE SPORTING 19 S.R.L.

SEDE OPERATIVA E SHOP:

PIAZZA DELLA PREISTORIA, 11 - 25011 CALCINATO (BS)

WELCOME@CARRERAPRO.BIKE

T 030.0998064

SEDE LEGALE:

VIA PRIVATA BORGHESIO N. 25

25081 BEDIZZOLE (BS)

C.F./P.I. 04122260989

**CARRERA**  
BIODIVERSITY FRIENDLY

**CARRERA**  
R I D E = D I F F E R E N T



@CARRERAPROBIKE